

Introducing Your Students to Xello for Elementary

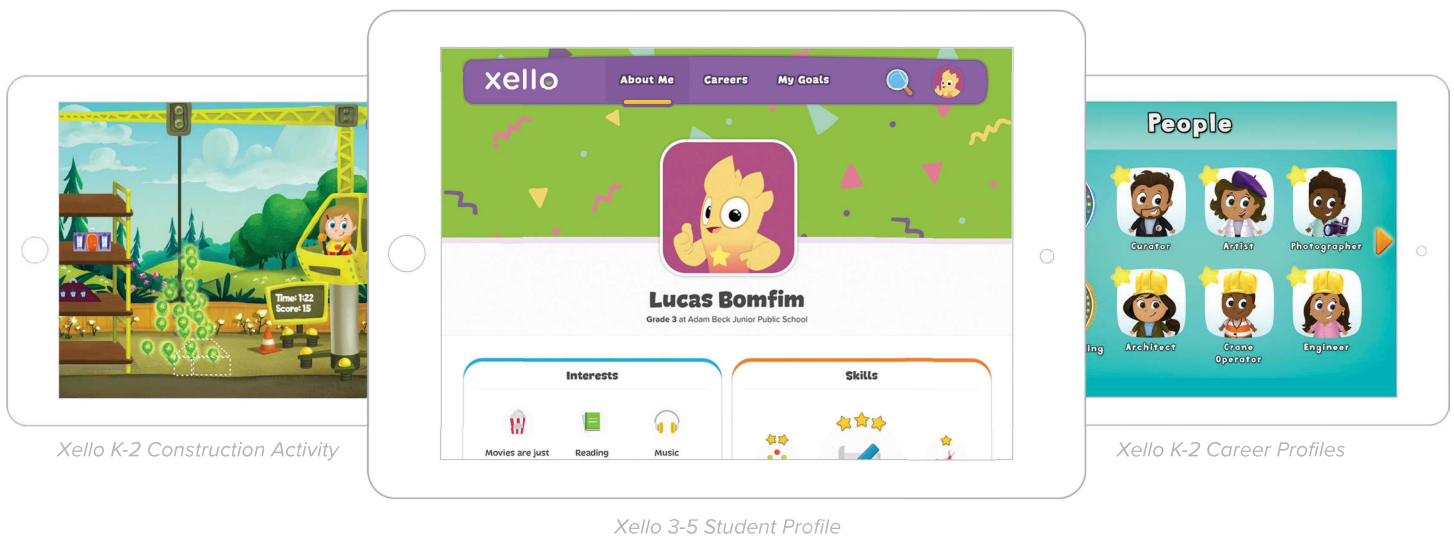
Scope and sequence documentation
to get you started on the right foot





Say Hello to Xello!

Xello is an engaging online program that helps students in K-12 build the knowledge, skills, and plans for future success. Through self-knowledge, exploration and planning students better understand who they are, their academic and career options, and the steps they'll need to take to achieve their goals.



Designed for K-5 students, Xello's elementary experience helps students build a solid foundation for future success. Age appropriate activities help students develop the skills, knowledge and attitudes that become the building blocks of meaningful life and career development.

By the end of 2nd grade students develop a concept of self and critical social-emotional skills. They learn about careers in a fun and interactive way, sparking their curiosity about their future options.

Xello's experience for students in grades 3-5 builds on this early introduction. Students develop greater self-awareness, the ability to self-reflect, and a better understanding of pathways associated with each career. Through story-driven lessons students enhance critical thinking, problem solving, and communication skills introduced in K-2. They come away with the confidence and social-emotional readiness to smoothly transition from elementary to middle school.

Document Overview

In this document you'll find a recommended grade-by-grade sequence for the lessons available in Xello, supplementary in-class activities, and suggested classroom extensions. Details about what students need to do before starting each lesson or supplementary activity, and an overview of what your students will learn in each one has been outlined. We've also identified ongoing activities students can engage with at each grade within Xello.

Xello supports the blended learning environment to encourage deeper learning, reduce digital isolation, and provide opportunities for collaboration. Recommended "Classroom Extensions" are outlined in this document as a way to build upon the students' understanding of career paths in kindergarten to grade 2. The "Supplementary In-class Activities" for kindergarten to grade 5 build upon core concepts of career/life learning:

Xello K-2



Investigation and Inquiry

The Investigation and Inquiry activities help foster students' natural curiosity and promote development of critical thinking, problem-solving, communication, and inquiry skills. The activities also underscore the detective motif in Xello K-2 and bring it into the classroom.



About Me

In the About Me activities, students explore and identify their likes and dislikes, feelings, strengths and abilities, interests, and character traits. Students will recognize that these are important factors that make them special, contributing to an overall sense of positive self-concept. The activities also serve as an effective launch point for future investigation into their opportunities and career/life planning.



Me and My Community

The Me and My Community supplementary activities encourage students to engage in their communities (school and neighborhood) and develop the skills, knowledge, and behaviors to be responsible and contributing citizens.



Career/Life Skills Vocabulary

The Career / Life Skills Vocabulary activities introduce students to key career/life skills vocabulary and concepts.

Xello K-2 Student Experience

The adventure that students embark on in Xello K-2 is a non-violent mystery that underlines not only the variety of work and workers in a community, but the importance of every worker in a community. Workers around Career Town have disappeared from their jobs, causing chaos. They are unharmed, but they have been lured away by Ernestine McNohire, who plans to build her own community on the moon. It's up to your students to save the day!

In Career Town, students explore six locations where characters have similar kinds of jobs or perform similar tasks because they have each taken the same career path. The locations/career paths are defined as follows:

- **Business Path** (Pet Grooming Shop): For people who like to work with numbers and be organized
- **Creative Path** (Art Gallery): For people who like to draw, write, or perform
- **Nature Path** (Farm): For people who like to work outdoors with plants and animals
- **Fixing & Building Path** (Construction Site): For people who like to figure out how things work & build things
- **Helping Path** (Career Town Park): For people who like to work with people and help make things better for others
- **Health Path** (Hospital): For people who like to care for people

Xello K-2 content supports around 3 hours of play, or 7 x 20 minutes sessions per grade. Students can return to the program and replay the mini-games as often as they want.

As students complete the 6 location activities, you can ask them to list ways that occupations within the same career path are similar, or ways in which occupations in separate career paths are different. Comparing and contrasting occupations is an accessible way for young students to start thinking about the purpose and process of occupational classification systems.

Recommended Classroom Extensions for Kindergarten



Pet Grooming Shop Location

Invite local business owners to talk to the class about their work.



Art Gallery Location

Create a gallery wall in your classroom where students can display their favorite pieces of artwork (with name plates and descriptions) during parent-teacher conferences.



Farm Location

Arrange a class trip to a farm or a class visit from a farmer to initiate discussions about food sources and healthy eating.



Construction Site Location

Have students act out various building steps (e.g. measuring, using a hammer, etc.).



Park Location

Create a display of all the helper occupations in your school and community.



Hospital Location





Talk about these occupations and other health services occupations, asking students to tell the class about a time they went to see a doctor or dentist.

RECOMMENDED ONGOING ACTIVITY:

- ✓ Create scenes in their sticker books using the **sticker (rewards)** they have collected from completing the mini-game at each location.



Recommended Supplementary Activities for Kindergarten

SUPPLEMENTARY ACTIVITY	ACTIVITY OVERVIEW AND LEARNING OBJECTIVES
Investigation and Inquiry: Detective Me  30 minutes	<p>In this activity, students will discuss the role of detectives, interview a friend, and draw pictures of themselves as a detective.</p> <ul style="list-style-type: none"> • Identify the duties and characteristics of a detective • Understand the importance of asking questions • Think about different occupations and the tools people in the occupation use
About Me: Me Collage  45 minutes	<p>In this activity, students will create a personal collage.</p> <ul style="list-style-type: none"> • Help students identify their interests, strengths, traits, and other characteristics • Instill in students a respect for diversity and others' interests • Promote a positive self-concept
Me and My Community: Classroom Salad and Friendship Book  45 minutes	<p>This activity teaches students about being a responsible member of their classroom community. They will also create a friendship book that emphasizes the importance of friends and friendship in the classroom community.</p> <ul style="list-style-type: none"> • Recognize that the classroom is a type of community • Identify the characteristics and qualities required to be a good member of their classroom community • Develop a positive self-concept
Career / Life Skills Vocabulary: Rhyme Time  30 minutes	<p>In this activity, students match rhyming word on a worksheet and create a list of career-related words to find rhymes to.</p> <ul style="list-style-type: none"> • Become familiar with basic career/life vocabulary • Practice foundational reading skills • Develop and display effective group/teamwork skills and behavior

Recommended Classroom Extensions for 1st Grade



Pet Grooming Shop Location

Visit a community business to learn about the different career paths within one workplace.



Art Gallery Location

Explore different rhythms and beats by listening and playing with a variety of musical instruments.



Farm Location

Have students create posters for a local animal clinic about how to look after different types of pets.



Construction Site Location

Ask students to draw pictures of the tools and equipment that builders and fixers use.



Park Location

Institute classroom helper jobs.



Hospital Location





Visit your local fire hall or ambulance services department to learn about the emergency services equipment up close.

RECOMMENDED ONGOING ACTIVITY:

- ✓ Explore the people **profiles** after completing all 6 career town locations to indicate which jobs they like.



Recommended Supplementary Activities for 1st Grade

SUPPLEMENTARY ACTIVITY	ACTIVITY OVERVIEW AND LEARNING OBJECTIVES
Investigation and Inquiry: Stare Detective  20 minutes	<p>In this activity, students will memorize items on a tray.</p> <ul style="list-style-type: none"> • Help students develop observation and memorization skills • Help students to think quickly and critically about the purpose and characteristics about objects
About Me: 'About Me' Bag  30 minutes	<p>In this activity, students gather items that they feel represent something special about themselves that they would like to share with the class.</p> <ul style="list-style-type: none"> • Encourage students to reflect on the interests, skills, experiences, and qualities that make them unique • Promote respect for diversity and individuality • Promote a positive self-concept
Me and My Community: Community Scavenger Hunt and Paper Mural  90 minutes	<p>In this activity, students embark on a community scavenger hunt (in the company of parents and classroom helpers), using found items to create a small mural.</p> <ul style="list-style-type: none"> • Learn more about the various businesses and helpers in their communities • Express aspects and features that make their community special • Identify ways to help their community as responsible citizens • Work collaboratively to create a mural of their community
Career / Life Skills Vocabulary: The Missing Words  20 minutes	<p>In this activity, students read a brief story about a cow who wants to find a job and fill in the blanks with the appropriate word.</p> <ul style="list-style-type: none"> • Familiarize students with some basic career/life vocabulary • Support students' foundational reading, comprehension, and logic skills • Underline the link between skills and interests and occupations

Recommended Classroom Extensions for 2nd Grade



Pet Grooming Shop Location

Start a class business making bracelets (or some other activity) to raise money for charity.



Art Gallery Location

Discuss famous artists and have students act out tableaux vivants of their works of art.



Farm Location

Have students create a guidebook for a local park or nature reserve.



Construction Site Location

Visit a local construction site to see how a crew works together to build something new.



Park Location

Organize a community park clean-up.



Hospital Location





Create a “Health Jobs are the Same” bulletin board and ask students to draw pictures of ways in which health jobs are similar (e.g. caring for people, providing medical treatment).

RECOMMENDED ONGOING ACTIVITY:

- ✓ Review their personal **profile** to update their reflection answers. Students may want to identify new interests and strengths they have.



Recommended Supplementary Activities for 2nd Grade

SUPPLEMENTARY ACTIVITY	ACTIVITY OVERVIEW AND LEARNING OBJECTIVES
Investigation and Inquiry: Detective Stories  60 minutes	<p>In this activity, students will listen to a detective story, identify some basic elements of detective stories, and create their own detective story.</p> <ul style="list-style-type: none"> • Allow students to practice their listening comprehension, reading, and writing skills • Review with students what a detective does (and help them identify elements of the detective genre) • Encourage students to think creatively
About Me: My Family Story  45 minutes	<p>In this activity, students will create a family tree.</p> <ul style="list-style-type: none"> • Encourage students to learn more about themselves through their family histories • Teach students about the importance of oral histories • Promote respect for diversity • Promote a positive self-concept
Me and My Community: Class Speaker / Field Trip  1 - 3 hours	<p>In this activity, students invite a community member to speak to the class or take a field trip to a local business.</p> <ul style="list-style-type: none"> • Give students a chance to explore their community interests • Encourage students to ask questions about a community member's job
Career / Life Skills Vocabulary: 'What to Learn' Poll  45 minutes	<p>In this activity, students brainstorm occupations that they would like to know more about and create a list of related terms to research.</p> <ul style="list-style-type: none"> • Identify occupations that interest them • Compile additional career/life terms to define and incorporate into their vocabulary • Create a bar graph to illustrate the outcome of a class survey

K-2 Ongoing Activities Glossary

My Profile

In this app, students build their personal profile by answering Detective Jill's personal reflection questions about their interests, strengths, family, and other details.

Stickers (Rewards)

After completing the mini-game at each location, students earn a sticker depicting a tool, piece of equipment, or other image related to the jobs they've explored or the location itself. They can use these stickers to create scenes in their sticker books. Students earn more stickers whenever they replay the mini-game at a location.

People (Jobs I Like)

This app contains the occupation profiles of all the characters in each of the 6 career pathways in the game. Students can indicate which jobs they like by clicking the happy face under the worker's picture in the file.