

# Integrity Think Dots



Concept  
**Self-Management  
Skills**



Length  
**20-30 Minutes**

## Inquiry Prompts

- Is it ever okay not to tell the truth?
- When do you find it challenging to be honest?
- Why do you think some people don't act with integrity?
- What kinds of things do you think could challenge your own integrity?

## Instructions

In this think dots activity, students work in groups to complete some activities related to an integrity story.

How this activity works: Think dots is a differentiated activity that allows students to engage with the subject material at a level that suits their own readiness. The activities on the sheet ladder up in complexity and thinking skills (from remembering and understanding to creating), providing a range of challenges. Each activity is assigned a dot, from 1 to 6. Students can choose the activities they complete as long as the activities they do total 7 when they add up the dots. (You can also assign activities to students based on their readiness, or have them use dice to select activities randomly.)

- 1 Divide students into groups. You can divide students by readiness level, or mix readiness levels since students have a choice about which activities they are going to complete.
- 2 Give each group (or student) a copy of the [integrity story](#). As a class, read the story and discuss any questions students have.
- 3 Hand out a copy of the [Integrity Think Dots activity sheet](#) to each group. Point out that there are 6 activities on the sheet and that each is numbered with dots. Explain that they don't have to do all of the activities, but they must complete enough of the activities on the sheet to add up to 7 (or another number at your discretion).
- 4 Students should work together as a group to pick the ideal ones for its members to complete. Within a group, students can work in partners or smaller groups on an activity.
- 5 After students have completed their work, go over each of the activities with the class, asking for volunteers who have completed the activity to present their work.

**Message for students:** Sometimes the path of integrity isn't as obvious as it was in this story. Can you think of a situation or circumstance where your own integrity could be challenged?

## Materials Required

- [Integrity Think Dots story](#)
- [Integrity Think Dots activity sheet](#)
- Paper
- Pencils, colored pencils, or markers
- Computers (tablets, phone) with Internet access

## Artifacts

Depending on which activities students chose to do, they can upload the resulting artifacts to **Storyboard**, where they can reflect on their work.

---

## Braydon's Big Dilemma

Isla, Braydon, and Denise are friends and they are all on the same competitive gymnastics team. Braydon is an excellent gymnast but has been struggling with math. He hasn't been getting good grades. His parents have told him that if he gets another C, he will not get to go to gymnastics for the rest of the month. The team has a meet this month and if he misses it, the team might lose their shot at the trophy.

The math assignment this week is tricky. Isla is really good at math. Braydon confides in Isla about his parents' demands. She suggests that Braydon ask their teacher for some extra help. But Braydon says he can't risk getting a low grade. He wants Isla to do the assignment for him. Isla tells him she won't do that. She says she wants to help but if she does his assignment for him, they would both be breaking their school's strict rules about cheating.

Braydon apologizes to Isla and tells her that he will try his best. But he is so afraid of doing poorly that he asks Denise if she will help him instead. Denise feels uncomfortable with the idea, but she also really wants their team to get an award this year. She agrees to do Braydon's assignment.







Braydon gets a B+ on his assignment. He competes at the meet, and the team wins the trophy.



Name: \_\_\_\_\_

## Integrity Think Dots - Braydon's Big Dilemma

Read "Braydon's Big Dilemma." As a group, complete at least 2 of the activities described below. Pay attention to your teacher! They may want you to complete certain ones, or enough so that the number of dots on the activities you complete totals a certain number.

<p>Using evidence from the story, explain who has integrity in "Braydon's Big Dilemma" and who does not.</p> <p style="text-align: center;"></p>	<p>Create a T-chart and list the pros and cons of each character's possible decisions. (For example, what are the pros and cons of Braydon cheating? What are the pros and cons of Isla saying no?)</p> <p style="text-align: center;"></p>	<p>Who do you think shows integrity in real life? Write 2 or 3 paragraphs about them, explaining why they are an integrity role model.</p> <p style="text-align: center;"></p>
<p>You happened to witness what happened with Braydon, Isla, and Denise. Write a blog/journal entry about what you saw and your opinion on how each character acted.</p> <p style="text-align: center;"></p>	<p>Write 3 paragraphs, predicting what you think happens to each of the characters in the future. How could this event impact their future decisions?</p> <p style="text-align: center;"></p>	<p>Design an integrity award. Use imagery, quotes, and other elements that demonstrate the importance of acting with integrity. Then write a paragraph about the standards someone has to meet to win your award.</p> <p style="text-align: center;"></p>

Name: \_\_\_\_\_