

Facing Big Challenges



Recommended
5th Grade



Length
50-100 Minutes

About This Lesson

In this lesson, students learn about the importance of perseverance when faced with big (and small) challenges. They define perseverance and the qualities that help someone persevere, uncover the importance perseverance plays in what they do and achieve, explore ways to demonstrate perseverance, and describe examples of perseverance from their own lives

Learning Objectives

By the end of this lesson, students will:

- Define perseverance and the qualities that help someone persevere
- Uncover the importance perseverance plays in what they do and achieve
- Explore ways to demonstrate perseverance
- Describe examples of perseverance from their own lives
- Research a person of interest and describe how they persevered when faced with a challenge

Driving Question

What does it take to overcome a big challenge?

Future-Ready Skills

Grit

Perseverance

Positive Attitude

Lesson Breakdown

30-40
minutes

Activity 1 - Mission: Facing Big Challenges

Direct students to complete **Mission: Facing Big Challenges**, where they will consider what it takes to overcome a big challenge

20-60
minutes

Activity 2 - A Person Who Persevered

In this extension activity, students research the perseverance story of someone famous or someone they know. They can use the handout to record their findings, or create a video, audio recording, or photo collage of their mission. They then upload the artifact to **Storyboard**, and reflect on what they learned.

View Spanish handout on page 5: [Misión para la vida real: ¡Una persona que perseveró!](#)

Xello Entry Points

Students will add at least 1 achievement before beginning **Mission: Facing Big Challenges**. As part of the extension activity, students will upload their handout or artifact to **Storyboard** and reflect on what they learned about the topic and themselves.

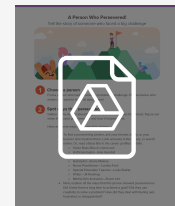
Vocabulary

- Perseverance
- Obstacle
- Resilience
- Attitude
- Focus
- Patience

Student Handouts

View and share the handouts included in the next pages.

Or if you have a Google account, choose a version below to make a copy of the handout in your Google Drive. Edit the copy and share it with your students.



[Copy English handout](#)




[Copy Spanish handout](#)



A Person Who Persevered!

Tell the story of someone who faced a big challenge



1

Choose a person

Find a person who had to handle a problem or challenge. Pick someone who makes you want to learn all about them!

2

Spot ways they persevered

Gather all the details about the person and the obstacles they faced. Figure out when they used perseverance and how it helped them.

Here are some ways to dig into this mission:

- To find a persevering person, ask your friends, family, or your teacher who inspires them. Look at books in the library, or search online. Or, read a Boss Bio in the career profiles in Xello.
 - Some Boss Bios to check out:
 - Anthropologist—Jane Goodall
 - Flight Attendant—Ellen Church
 - Hairstylist—Annie Malone
 - Nurse Practitioner—Loretta Ford
 - Special Education Teacher—Louis Braille
 - Writer—JK Rowling
 - Martial Arts Instructor—Bruce Lee
 - Next, explore all the ways that this person showed perseverance. Did it take them a long time to achieve a goal? Did they use creativity to solve a problem? How did they deal with feeling sad, frustrated, or disappointed?

- Identify what their perseverance helped them accomplish or achieve.
- Have fun telling their story. You could write a letter or make a diary entry. Or, become the person and make a speech or give an interview about your life.



Report on the challenge

Type out your report in the worksheet, or upload some photos, a video, or a sound recording. Or do both! Before you finish your report, add your thoughts about what you learned.

A Person Who Persevered

Tell the story of someone who faced a big challenge

Whom did you research? _____


What obstacles did the person face?

How did they persevere?

Research notes (Add any other cool facts you found out about the person.)

¡Una persona que perseveró!

Cuenta la historia de alguien que se enfrentó a un gran desafío



1

Elige una persona

Encuentra una persona que haya tenido que enfrentarse a un problema o desafío. Elige a alguien que haga que desees aprender acerca de ella.

2

Encuentra aspectos que muestren su perseverancia

Reúne la información completa sobre la persona y los obstáculos a los que se enfrentó. Determina los casos en que mostró perseverancia y la forma en que esta le sirvió.

A continuación, se muestran algunas maneras emprender esta misión:

- Para encontrar a una persona que persevere, pide a tus amigos, tus familiares o tu profesor que te cuente quién los inspira. Mira libros en la biblioteca o haz búsquedas en línea. También puedes leer la biografía de un líder en los perfiles profesionales de Xello.
- Algunas biografías de líderes que puedes ver:
 - Antropólogo: Jane Goodall
 - Auxiliar de vuelo: Ellen Church
 - Peluquero: Annie Malone
 - Enfermero practicante: Loretta Ford
 - Maestro de educación especial: Louis Braille
 - Escritor: J. K. Rowling
 - Instructor de Artes marciales: Bruce Lee
- Luego, explora todas las maneras en que esta persona mostró perseverancia. ¿Necesitó mucho tiempo para alcanzar un objetivo?

¿Recurrió a la creatividad para resolver un problema? ¿Cómo lidió con el desánimo, la frustración o la decepción?

- Identifica aquello que la perseverancia le permitió lograr.
- Diviértete contando su historia. Podrías escribir una carta o un apunte en un diario. También podrás ocupar el lugar de la persona y dar un discurso o conceder una entrevista sobre tu vida.

3

Hacer un informe sobre sus hallazgos

Escribe tu informe en la hoja de trabajo o carga algunas fotos, un video o un sonido grabado al Guión gráfico. ¡Puedes hacer todo! Antes de finalizar tu informe, agrega tu opinión sobre lo que aprendiste.

¡Una persona que perseveró!

Cuenta la historia de alguien que se enfrentó a un gran desafío

¿A quién investigaste? _____

¿Qué obstáculos enfrentó la persona?

¿De qué maneras perseveró la persona?

Notas sobre la investigación (Agrega cualquier aspecto de esta persona sobre el que desees saber.)